


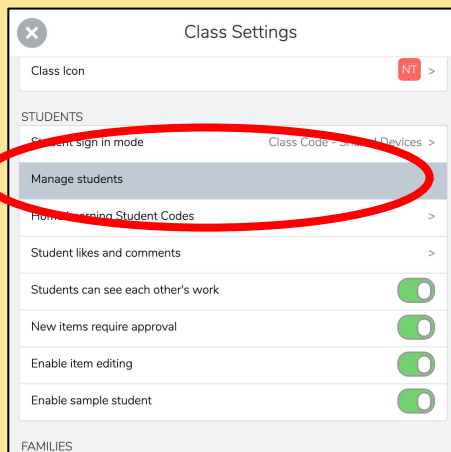
# SEESAW STUDENT ICON CHEAT SHEET

Need some tips on how to change student icons on Seesaw?

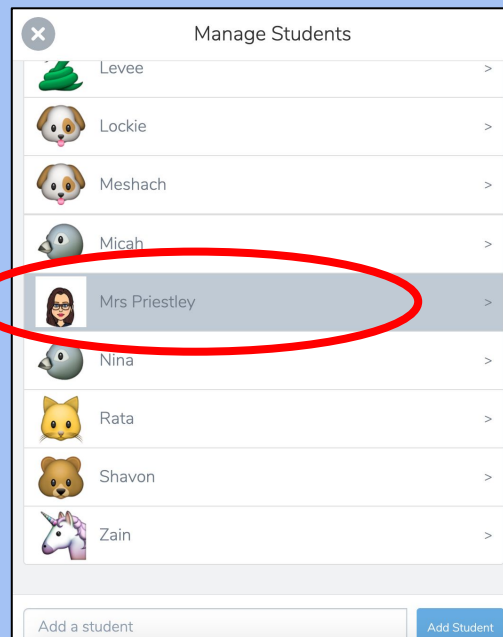
Find your settings  
wrench



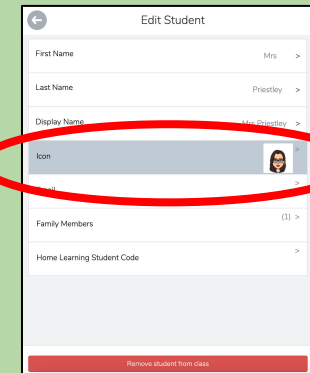
Scroll down to the  
'manage students'  
section



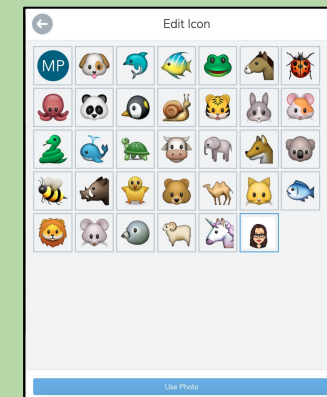
Scroll down to the  
student you want to  
change. Click on their  
name



Click on 'icon'



Choose one of the  
Seesaw icons or upload  
a photo.



Visit my [website](#) or [Youtube channel](#) for more Seesaw help.

[www.mrspriestelyict.com](http://www.mrspriestelyict.com)  
© Mrs Priestley ICT

