

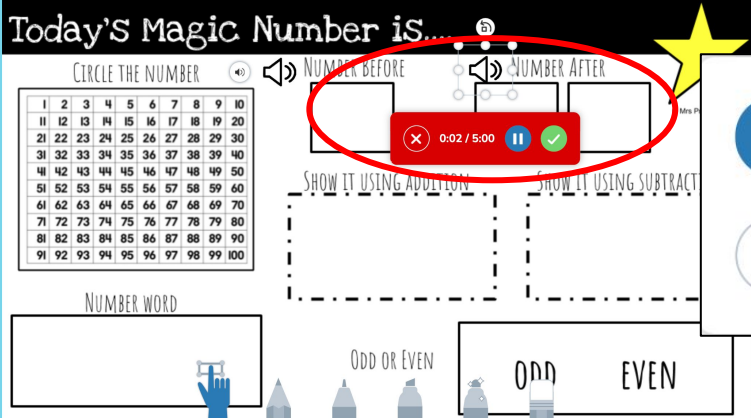


Seesaw

# Tip of the week

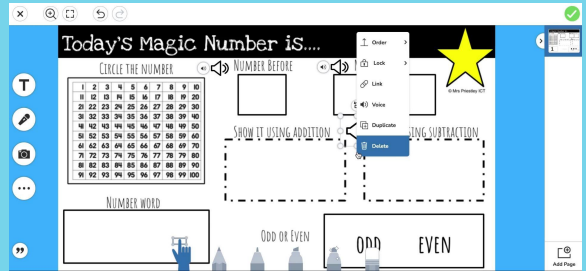
## Voice Recording Feature

Have you seen the latest update? You can now add voice recordings onto each individual aspect of your template or work on Seesaw for students to listen to. Littles finding it hard to read? No worries - simply add a recording and they can click on it for explicit instructions!

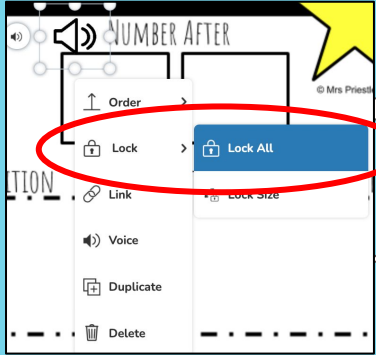


Record Voice

Upload Audio



Lock your voice recording in place so students can move it around either! That way they can click and listen!



You can add up to 20 voice recordings per page on Seesaw! This can even be used on the free version. Use a speaker image as a visual to then add the recording too! Watch the video above!



Sign up and subscribe [here!](#)

March 5, Tip #18