
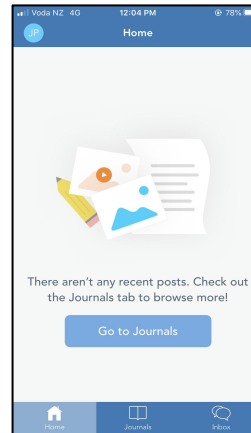




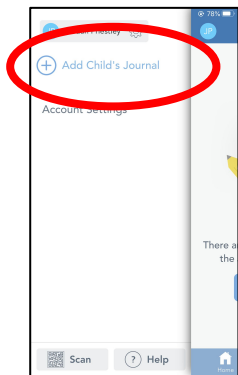
1. Download
the parent
app



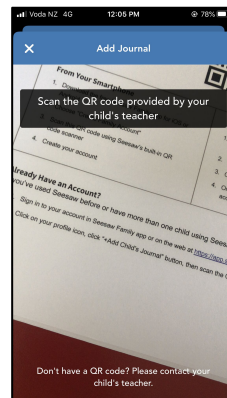
2. You can
create a family
account or sign
in



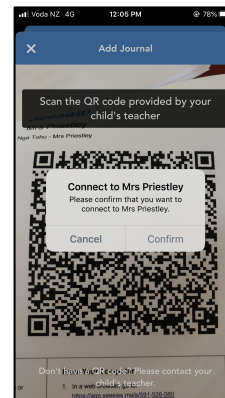
3. It will show you an
empty journal. Click on
the top left corner



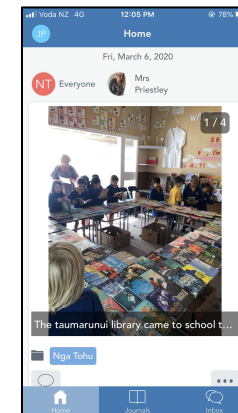
4. Click on 'add
child's journal'



5. Scan the
QR code on
the handout



6. It will confirm
that you want to
connect



7. It will show you
evidence in their
journal

How do parents sign up to Seesaw?

www.mrspriestelyict.com
© Mrs Priestley ICT

